

Air Quality Monitoring Results

1-hour TSP Monitoring Results for Hung Shui Kiu Effluent Polishing Plant Phase 1

AM1 - Tseung Kong Wai

1-hour TSP ($\mu\text{g}/\text{m}^3$)								
Date	Weather	Start Time	1st Hour	2nd Hour	3rd Hour	Action Level	Limit Level	Exceedance (Y/N)
01-Nov-24	Sunny	8:00	96	93	89	263.0	500.0	N
07-Nov-24	Sunny	8:00	127	136	138			N
13-Nov-24	Cloudy	8:00	222	210	231			N
18-Nov-24	Cloudy	8:00	105	108	106			N
23-Nov-24	Cloudy	8:00	90	88	85			N
29-Nov-24	Sunny	8:00	33	36	40			N
Average			112.9					
Min			33.0					
Max			231.0					

AM2 - Farm House

1-hour TSP ($\mu\text{g}/\text{m}^3$)								
Date	Weather	Start Time	1st Hour	2nd Hour	3rd Hour	Action Level	Limit Level	Exceedance (Y/N)
01-Nov-24	Sunny	8:00	78	76	76	260.6	500.0	N
07-Nov-24	Sunny	8:00	108	118	118			N
13-Nov-24	Cloudy	8:00	206	194	225			N
18-Nov-24	Cloudy	8:00	145	116	99			N
23-Nov-24	Cloudy	8:00	99	99	101			N
29-Nov-24	Sunny	8:00	36	41	38			N
Average			109.6					
Min			36.0					
Max			225.0					

AM3 - Planned Port Back-up, Storage and Workshop

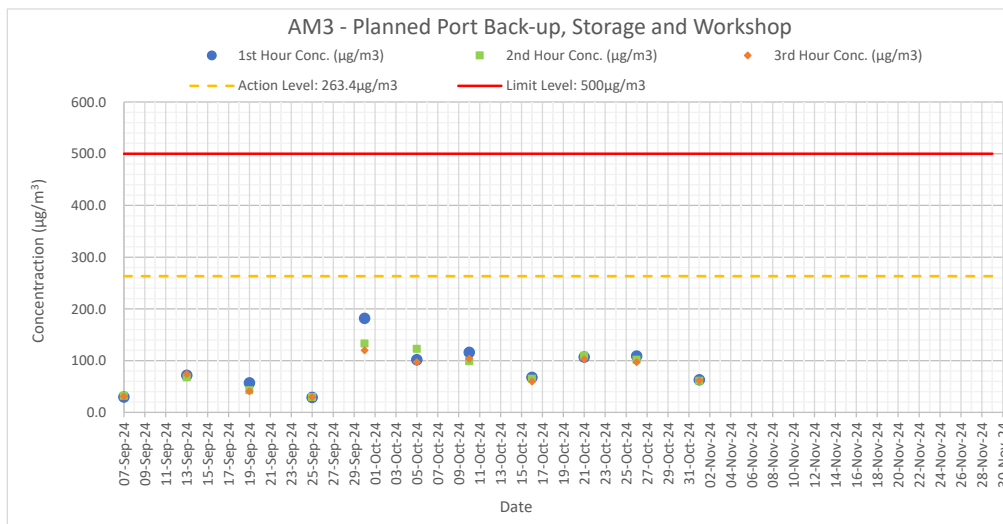
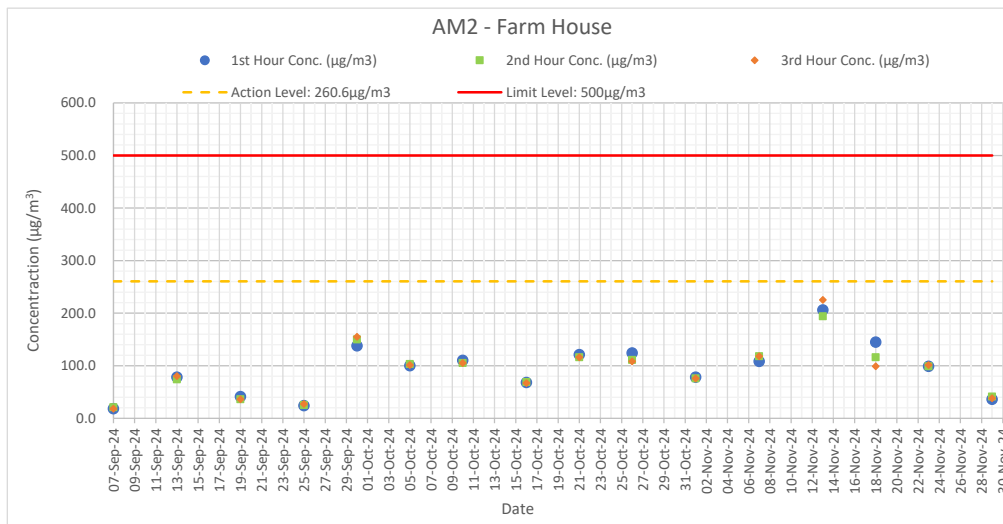
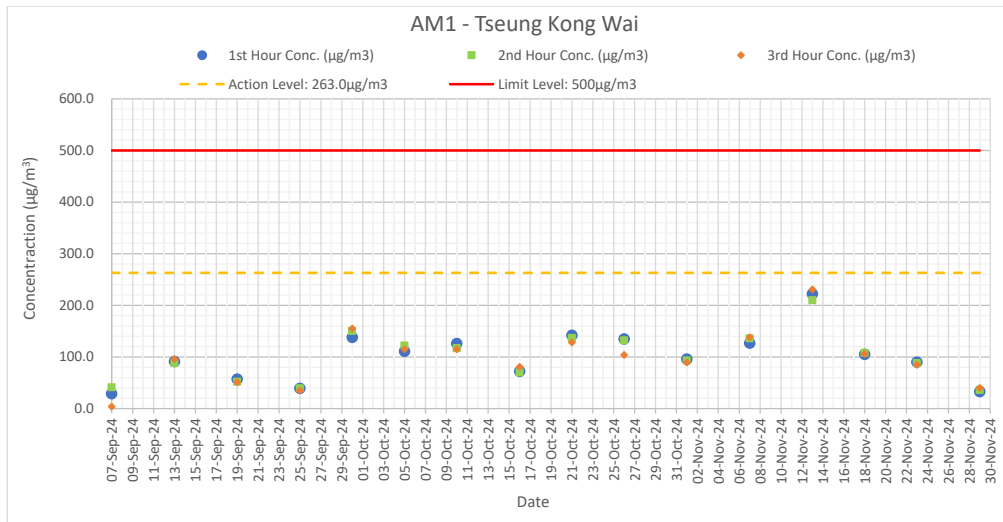
1-hour TSP ($\mu\text{g}/\text{m}^3$)								
Date	Weather	Start Time	1st Hour	2nd Hour	3rd Hour	Action Level	Limit Level	Exceedance (Y/N)
01-Nov-24	Sunny	8:00	63	61	62	263.4	500.0	N
Average			62.0					
Min			61.0					
Max			63.0					

Remarks:

* ***Bold Italic*** means Action Level exceedance

** ***Bold Italic with underline*** means Limit Level exceedance

*** The air quality impact monitoring at AM3 has been suspended since 7 Nov 24 due to the construction works of other project at AM3.



The air quality impact monitoring at AM3 has been suspended since 7 Nov 24 due to the construction works of other project at AM3.